



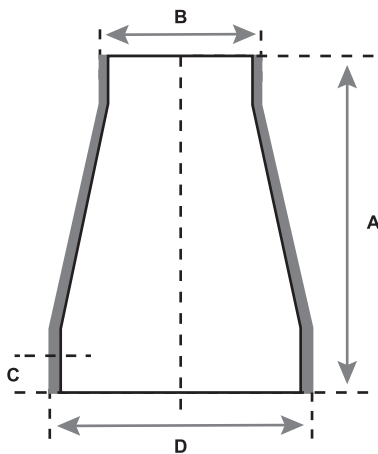
Republic Brass Sales, Inc.
 619.229.8304
 6566 Federal Blvd
 Lemon Grove, CA 91945
 www.republicbrasssales.com

CONCENTRIC REDUCER BUTT WELD

Specification: NAVSEA DWG 810-1385880
 Pressure Rating: 200 PSIG (WOG)

Intended for use with Class 200
 Copper Nickel Tube IAW MIL-T-16420

SERVICE RATING TABLE		
Nominal Pipe Size (INCHES)	Maximum Working Pressure (LB/IN ²)	Maximum Temperature (°F)
1/4 through 12	200	150



90/10 CUNI
 (ALLOY C70600)

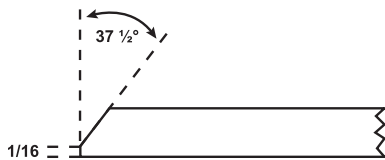


70/30 CUNI
 (ALLOY C71500)

AVAILABLE ALLOYS: CUNI 90/10 & CUNI 70/30

NOMINAL PIPE SIZE	RBS P/N (90/10)	RBS P/N (70/30)	A	B	C MIN	D
1/2 x 1/4"	CR9BW100-040	CR7BW100-040	1.50	0.540	0.44	0.840
1/2 x 3/8"	CR9BW100-060	CR7BW100-060	1.50	0.675	0.44	0.840
3/4 x 1/2"	CR9BW150-100	CR7BW150-100	1.50	0.840	0.47	1.050
1 x 1/2"	CR9BW200-100	CR7BW200-100	2	0.840	0.50	1.315
1 x 3/4"	CR9BW200-150	CR7BW200-150	2	1.050	0.50	1.315
1 1/4 x 3/4"	CR9BW250-150	CR7BW250-150	2	1.050	0.56	1.660
1 1/4 x 1"	CR9BW250-200	CR7BW250-200	2	1.315	0.56	1.660
1 1/2 x 1/2"	CR9BW300-100	CR7BW300-100	2.50	0.840	0.69	1.900
1 1/2 x 3/4"	CR9BW300-150	CR7BW300-150	2.50	1.050	0.69	1.900
1 1/2 x 1"	CR9BW300-200	CR7BW300-200	2.50	1.315	0.69	1.900
1 1/2 x 1 1/4"	CR9BW300-250	CR7BW300-250	2.50	1.660	0.69	1.900
2 x 1/2"	CR9BW400-100	CR7BW400-100	3	0.840	0.72	2.375
2 x 3/4"	CR9BW400-150	CR7BW400-150	3	1.050	0.72	2.375
2 x 1"	CR9BW400-200	CR7BW400-200	3	1.315	0.72	2.375
2 x 1 1/4"	CR9BW400-250	CR7BW400-250	3	1.660	0.72	2.375
2 x 1 1/2"	CR9BW400-300	CR7BW400-300	3	1.900	0.72	2.375
2 1/2 x 3/4"	CR9BW450-150	CR7BW450-150	3.50	1.050	0.88	2.875

EDGE PREPARATION FOR WELDING



Square edge for 0.095 wall or lighter.
 For heavier than 0.095 wall, beveled as shown.

NOTES: Fittings may be ordered with reduced ends. Sizes not shown may be available upon request.





Republic Brass Sales, Inc.
 619.229.8304
 6566 Federal Blvd
 Lemon Grove, CA 91945
 www.republicbrasssales.com

CONCENTRIC REDUCER BUTT WELD

Specification: NAVSEA DWG 810-1385880
 Pressure Rating: 200 PSIG (WOG)



90/10 CUNI
 (ALLOY C70600)

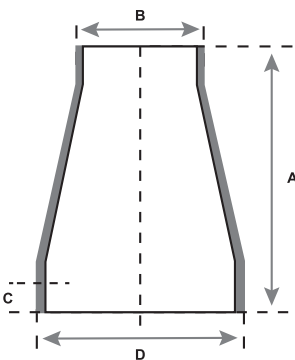


70/30 CUNI
 (ALLOY C71500)

Intended for use with Class 200
 Copper Nickel Tube IAW MIL-T-16420

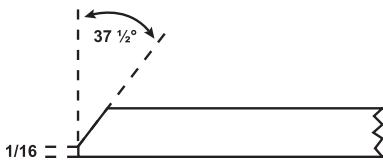
SERVICE RATING TABLE		
Nominal Pipe Size (INCHES)	Maximum Working Pressure (LB/IN ²)	Maximum Temperature (°F)
1/4 through 12	200	150

AVAILABLE ALLOYS: CUNI 90/10 & CUNI 70/30



NOMINAL PIPE SIZE	RBS P/N (90/10)	RBS P/N (70/30)	A	B	C MIN	D
2 1/2 x 1"	CR9BW450-200	CR7BW450-200	3.500	1.315	0.88	2.875
2 1/2 x 1 1/4"	CR9BW450-250	CR7BW450-250	3.500	1.660	0.88	2.875
2 1/2 x 1 1/2"	CR9BW450-300	CR7BW450-300	3.500	1.900	0.88	2.875
2 1/2 x 2"	CR9BW450-400	CR7BW450-400	3.500	2.375	0.88	2.875
3 x 1"	CR9BW500-200	CR7BW500-200	3.500	1.315	0.91	3.500
3 x 1 1/4"	CR9BW500-250	CR7BW500-250	3.500	1.660	0.91	3.500
3 x 1 1/2"	CR9BW500-300	CR7BW500-300	3.500	1.900	0.91	3.500
3 x 2"	CR9BW500-400	CR7BW500-400	3.500	2.375	0.91	3.500
3 x 2 1/2"	CR9BW500-450	CR7BW500-450	3.500	2.875	0.91	3.500
3 1/2 x 1"	CR9BW550-200	CR7BW550-200	4	1.315	0.94	4.000
3 1/2 x 1 1/2"	CR9BW550-300	CR7BW550-300	4	1.900	0.94	4.000
3 1/2 x 2"	CR9BW550-400	CR7BW550-400	4	2.375	0.94	4.000
3 1/2 x 2 1/2"	CR9BW550-450	CR7BW550-450	4	2.875	0.94	4.000
3 1/2 x 3"	CR9BW550-500	CR7BW550-500	4	3.500	0.94	4.000
4 x 1"	CR9BW600-200	CR7BW600-200	4	1.315	0.97	4.500
4 x 1 1/4"	CR9BW600-250	CR7BW600-250	4	1.660	0.97	4.500
4 x 1 1/2"	CR9BW600-300	CR7BW600-300	4	1.900	0.97	4.500
4 x 2"	CR9BW600-400	CR7BW600-400	4	2.375	0.97	4.500
4 x 2 1/2"	CR9BW600-450	CR7BW600-450	4	2.875	0.97	4.500
4 x 3"	CR9BW600-500	CR7BW600-500	4	3.500	0.97	4.500
4 x 3 1/2"	CR9BW600-550	CR7BW600-550	4	4.000	0.97	4.500
5 x 2"	CR9BW700-400	CR7BW700-400	5	2.375	1.09	5.563
5 x 2 1/2"	CR9BW700-450	CR7BW700-450	5	2.875	1.09	5.563

EDGE PREPARATION FOR WELDING



Square edge for 0.095 wall or lighter.
 For heavier than 0.095 wall, beveled as shown.

NOTES: Fittings may be ordered with reduced ends. Sizes not shown may be available upon request.





Republic Brass Sales, Inc.
 619.229.8304
 6566 Federal Blvd
 Lemon Grove, CA 91945
 www.republicbrasssales.com

CONCENTRIC REDUCER BUTT WELD

Specification: NAVSEA DWG 810-1385880
 Pressure Rating: 200 PSIG (WOG)

Intended for use with Class 200
 Copper Nickel Tube IAW MIL-T-16420

SERVICE RATING TABLE		
Nominal Pipe Size (INCHES)	Maximum Working Pressure (LB/IN ²)	Maximum Temperature (°F)
1/4 through 12	200	150

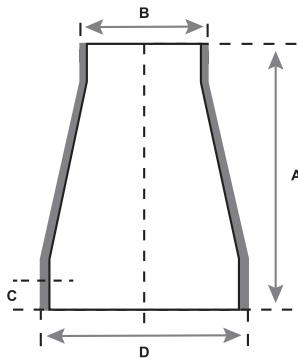


90/10 CUNI
 (ALLOY C70600)



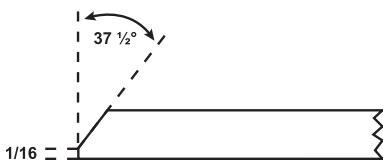
70/30 CUNI
 (ALLOY C71500)

AVAILABLE ALLOYS: CUNI 90/10 & CUNI 70/30



NOMINAL PIPE SIZE	RBS P/N (90/10)	RBS P/N (70/30)	A	B	C MIN	D
5 x 3"	CR9BW700-500	CR7BW700-500	5	3.500	1.09	5.563
5 x 3 1/2"	CR9BW700-550	CR7BW700-550	5	4.000	1.09	5.563
5 x 4"	CR9BW700-600	CR7BW700-600	5	4.500	1.09	5.563
6 x 2"	CR9BW800-400	CR7BW800-400	5.50	2.375	1.17	6.625
6 x 2 1/2"	CR9BW800-450	CR7BW800-450	5.50	2.875	1.17	6.625
6 x 3"	CR9BW800-500	CR7BW800-500	5.50	3.500	1.17	6.625
6 x 3 1/2"	CR9BW800-550	CR7BW800-550	5.50	4.000	1.17	6.625
6 x 4"	CR9BW800-600	CR7BW800-600	5.50	4.500	1.17	6.625
6 x 5"	CR9BW800-700	CR7BW800-700	5.50	5.563	1.17	6.625
8 x 3"	CR9BW900-500	CR7BW900-500	6	3.500	1.38	8.625
8 x 3 1/2"	CR9BW900-550	CR7BW900-550	6	4.000	1.38	8.625
8 x 4"	CR9BW900-600	CR7BW900-600	6	4.500	1.38	8.625
8 x 5"	CR9BW900-700	CR7BW900-700	6	5.563	1.38	8.625
8 x 6"	CR9BW900-800	CR7BW900-800	6	6.625	1.38	8.625
10 x 4"	CR9BW1000-600	CR7BW1000-600	7	4.500	1.56	10.750
10 x 5"	CR9BW1000-700	CR7BW1000-700	7	5.563	1.56	10.750
10 x 6"	CR9BW1000-800	CR7BW1000-800	7	6.625	1.56	10.750
10 x 8"	CR9BW1000-900	CR7BW1000-900	7	8.625	1.56	10.750
12 x 5"	CR9BW1100-700	CR7BW1100-700	8	5.563	1.69	12.750
12 x 6"	CR9BW1100-800	CR7BW1100-800	8	6.625	1.69	12.750
12 x 8"	CR9BW1100-900	CR7BW1100-900	8	8.625	1.69	12.750
12 x 10"	CR9BW1100-1000	CR7BW1100-1000	8	10.750	1.69	12.750

EDGE PREPARATION FOR WELDING



Square edge for 0.095 wall or lighter.
 For heavier than 0.095 wall, beveled as shown.

NOTES: Fittings may be ordered with reduced ends. Sizes not shown may be available upon request.

